

Interreg



Co-funded by
the European Union

Estonia – Latvia

Accessible Hiking Trails

Project partner meeting

28.-29.02.2024 | Tallin

Iveta Šķiliņa

Riga Planning Region, Project coordinator

iveta.skilina@rpr.gov.lv

WP1 Joint development of accessibility solutions

Activities and
results



Activity 1.1 Involvement of the targeted social groups

- ✓ **Communication with organizations representing the target groups**
 - Association of persons with disabilities and their friends “Apeirons”
 - Riga Society for the Visually Impaired and Blind “See Me”
 - individual contacts
- ✓ **Consultant for working out the common solutions**
 - involvement in development of the accessibility solution 1 (all surface wheelchairs in Carnikava)
 - project communication

Activity 1.2 Involvement of local communities

- ✓ **Addressing local communities**
 - local NGOs, SMEs, representatives of the targeted social groups, local guides, local municipalities and other members of local communities were addressed to introduce the project



Activity 1.2 Involvement of local communities

✓ Site inspections

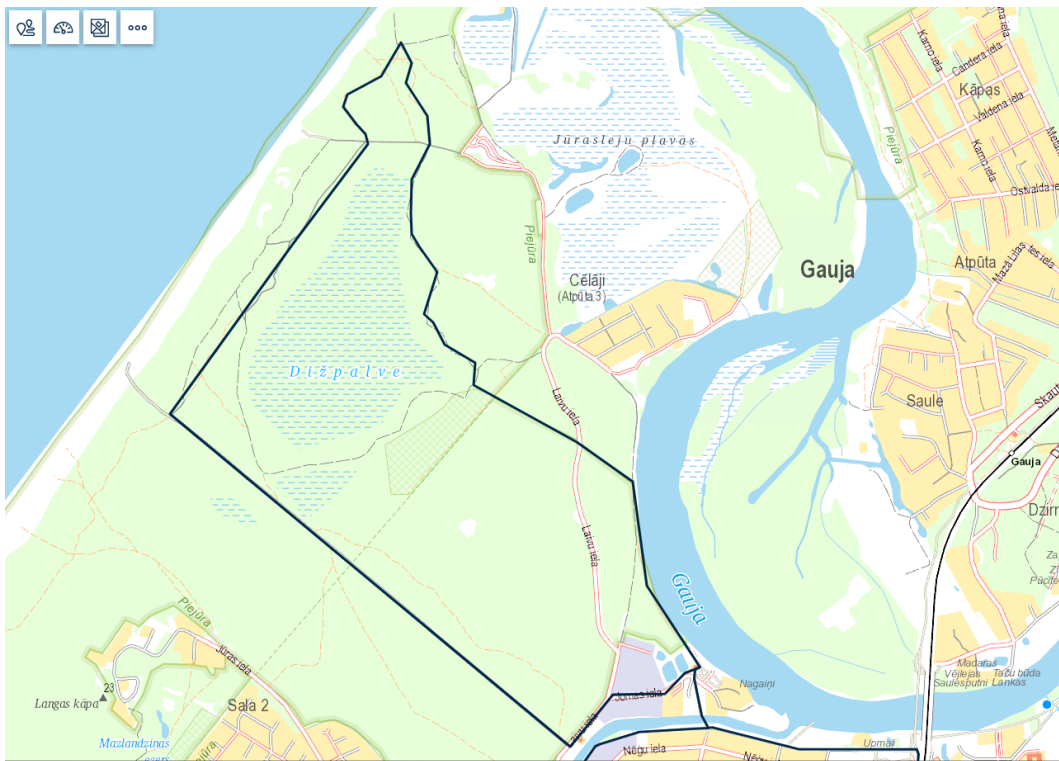
- upcoming on-site visit to Carnikava (07.03.2024) to inspect possible routes for hiking wheelchairs (local municipality, social group expert, Nature Conservation Agency)

✓ Regional seminars

- first regional seminar on 14.03.2024 in Adazi on the topic - What is inclusive and accessible tourism?

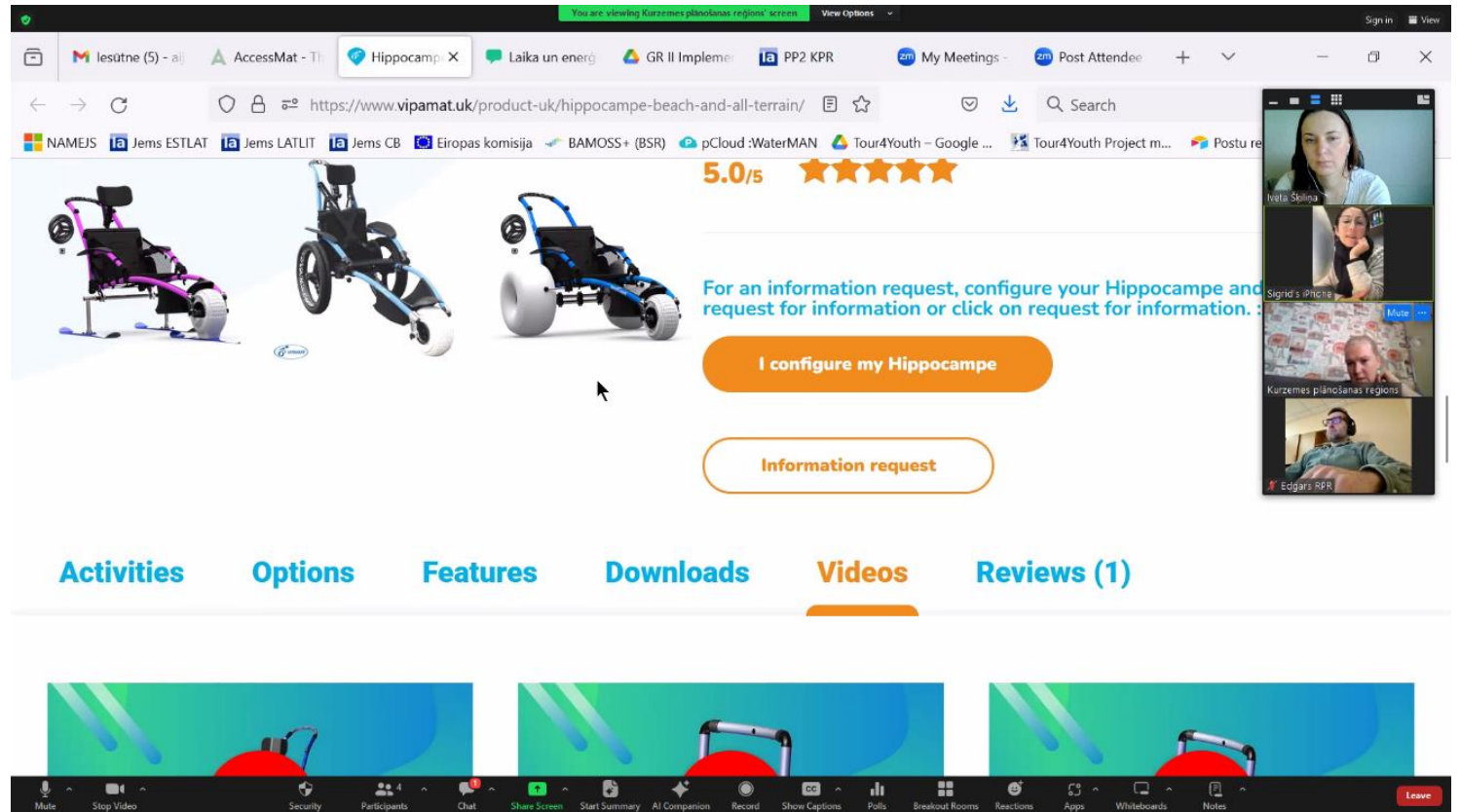
Activity 1.3 Development of the accessibility solutions

- ✓ **Cooperation with local municipality and social group expert**
 - regular communication, development of routes and input from the expert on specification for hiking wheelchairs



Activity 1.3 Development of the accessibility solutions

- ✓ **Cooperation with project partners**
 - e-mails&meetings with cooperation partners to share information and jointly discuss solutions for pilot activities



The screenshot shows a Zoom meeting in progress. The main content is a web browser displaying the Hippocampe website. The website features three images of the Hippocampe wheelchair in different colors (purple, black, and blue). To the right of the images, there is a 5.0/5 star rating and a text prompt: "For an information request, configure your Hippocampe and request for information or click on request for information:". Below this prompt are two buttons: "I configure my Hippocampe" and "Information request". The website also has a navigation menu with links for "Activities", "Options", "Features", "Downloads", "Videos", and "Reviews (1)". The Zoom interface includes a video gallery on the right with four participants: Iveta Spina, Sigrid's iPhone, Kurzemes plānošanas regions, and Edgars RPR. The Zoom control bar at the bottom shows various icons for Mute, Stop Video, Security, Participants, Chat, Share Screen, Start Summary, AI Companion, Record, Show Captions, Polls, Breakout Rooms, Reactions, Apps, Whiteboards, Notes, and a Leave button.

WP3 Pilot actions of the
accessibility solutions in
the improved sites

Activities and
next steps

Accessibility solution 1

All surface wheelchair accessibility in Carnikava

Purchase of specially designed outdoor wheelchairs suitable for all trail surfaces and installation of universal design elements supporting accessibility (e.g., beach access mats etc.); developing a wheelchair path.



Accessibility solution 1

All surface wheelchair accessibility in Carnikava


NEXT STEPS:

- ✓ on-site visit to inspect possible wheelchair routes – 07.03.2024;
 - ✓ regional seminar in Adazi for local stakeholders on inclusive and accessible tourism -14.03.2024;
 - ✓ specification for hiking wheelchairs from expert based on the inspection and seminar – March 2024;
 - ✓ preparation of procurement documentation – April 2024;
 - ✓ piloting and finalization of solution according to the piloting findings – beginning of summer 2024;
 - ✓ Solution ready to use – July 2024.
- 

Accessibility solution 2

Impaired vision accessibility solutions in Jūrmala

2 km part of the Coastal Hiking trail with accessibility elements (e.g., info in braille, guided ropes, audio-guide with navigation instructions); signs on the beach to the nearest WC with baby changing table accessible also for disabled persons.



Accessibility solution 2

Impaired vision accessibility solutions in Jūrmala

NEXT STEPS:

- ✓ ongoing communication with the Jūrmala municipality;
- ✓ development of the accessibility solution - autumn 2024;
- ✓ solution ready to use – summer 2025.